

# ARTISTIC MANIFESTO FOR TEACHERS AND STUDENTS



Hello!

We are looking forward to collaborating with you and sharing a moment of theatre in your company. We have created this practical artistic manifesto to ensure a pleasant experience. We cannot do this work without you, and this preparation is much appreciated.

In this document, you will find:

1. Artistic Manifesto
2. Logistical tips
3. Diagrams
4. Facilitators

If you need further information, you can contact our Audience Officer Sarah Bouix at [ventes@seizieme.ca](mailto:ventes@seizieme.ca) or 604.736.2616

Thank you for your interest in Théâtre la Seizième's activities.  
Enjoy the theatre workshops!

# 1. ARTISTIC MANIFESTO

- This year, our workshops will be given online. This technical approach for the performing arts is a new one, in the face of which, we must adapt. It is possible that some difficulties will arise. It's new for everyone and we are committing ourselves to work with patience.
- We suggest that you introduce the workshop before it begins and make sure to mention that this is a theatre workshop **in French!**
- Three values to share with your students: have fun, try it, and respect each other!
- Do not hesitate to contact us with your comments post-workshop, to help us improve.

**Your participation is necessary to make sure that everything runs smoothly and to have a positive influence on the group's energy. We are counting on you to:**

- Ensure that students behave as having a camera present can be a distraction to many.
- Be present during the workshop, to act as a mediator between the facilitator and the students.
- Give the examples of the exercises with the facilitator. With every new activity, a first example will be shown by the facilitator in tandem with the teacher, before students move on to do it themselves.
- Act as spokesperson between the facilitator and the students, when necessary.
- Number off students into smaller groups when the facilitator requires this.

## 2. LOGISTICAL TIPS

This year our workshops are given virtually! We offer you some practical tips so that the facilitator can see you and your students, and vice-versa, as well as a few diagrams to help you organize your space.

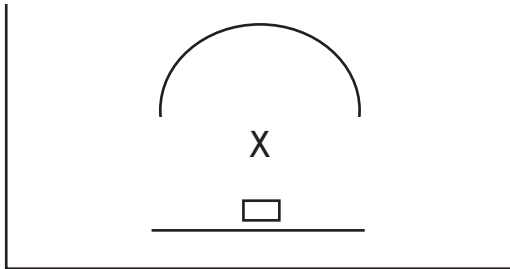
**It is required to have an internet connection, a camera with a microphone (for example, the one on the computer is fine), and the software Zoom downloaded and ready to go, before the beginning of the workshop, in order to have things run smoothly. If you are having difficulties or need to contact us, do not hesitate!**

- These workshops favor an active participation from the students, therefore an empty space is preferable. We would ask to push all desks to the side, or to use an empty space (studio, gym), to optimize the amount of room we have before the workshop begins, so that we don't lose precious time.
- If possible, the camera or computer positions must favour a general view of the space. The facilitators will work with three different types of placements for the students (half-circle, 'V' shape, or small groups). These possible options are detailed within the diagrams below.
- We ask you to place a small 'x' on the ground, in front of the camera, to have a presentation spot. You can refer to the diagrams below.
- If you are using a projection screen, please place the computer directly in front of it so we maintain one sight axis.
- Remember that classes next to you may hear the workshop taking place. Think about reminding your colleagues about possible noise bleed.

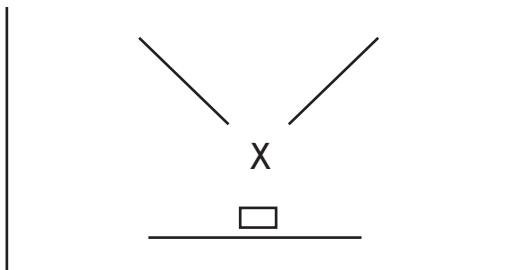
### 3. DIAGRAMS

Here are three proposals for the distribution of students in space:

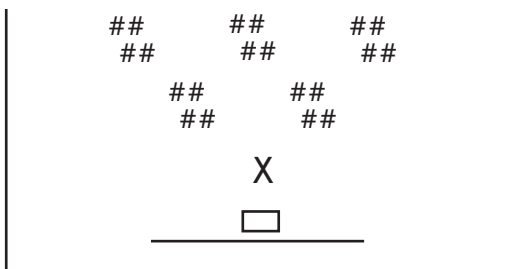
#### 1. Half-circle



#### 2. V



#### 3. Small groups



#### Légend



Computer



Screen



Mark on the ground  
(centered to be seen  
by the facilitator)



Students



##  
##

## 4. FACILITATORS

Here is our team of facilitators! We want to introduce you to them.



### CLAIRE JOHNSTONE

Claire is an actor from Quebec who graduated from Studio 58 in Vancouver. She earned her first contract with la Seizième in the title role of the young audience play *Le Merveilleux Voyage d'Inès de l'Ouest*, which was supposed to tour this past March. Claire is thrilled to get the chance to share her passion for acting with young people.



### ANAÏS PELLIN

Actor, puppeteer, theatre-maker, and writer from Belgium, Anaïs has facilitated a number of workshops in theatre, improvisation, and object theatre for young audiences, with Théâtre la Seizième, Presentation House Theatre, Lights Up, and the Kleine Compagnie. She regularly works for Théâtre la Seizième and is developing a play for young audiences, *La Nuit de la Befana*, as a member of their dramaturgical development program.



### **FRÉDÉRIQUE ROUSSEL**

Frédérique has been a professional actor for the past five years, having accumulated a number of diverse experiences on stage, screen, and behind the mic. She's been a facilitator with la Seizième for the past three years. Frédérique loves exploring mouvement and emotion with students; her certification as a yoga instructor has a big impact on her practice.



### **SEAN SONIER**

Actor, voice-over performer and facilitator are just a few words to describe Sean Patrick Sonier. A New-Brunswicker who shares his passion for theatre with the young people of British Columbia since 2016. Sean is a graduate of the University of Ottawa and Studio 58.



### **ZAK TARDIF**

Zak has been facilitating theatre workshops in French with young students for several years. Through the exploration of movement and the discovery of voice, he offers various types of activities and exercises which stimulate creativity and creation. Imagination, improvisation, and discovery, are a few of the skills that students will develop while practicing their French.